



SDK2, PDK2 DATA SHEET

Sealing cap for cladding fastening

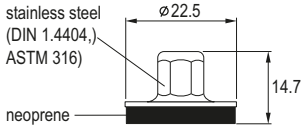


SDK2, PDK2 Sealing cap for cladding fastening

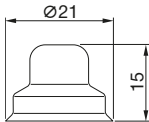
Product data

Dimensions

SDK2 sealing cap



PDK2



General information

Compatible DX fasteners

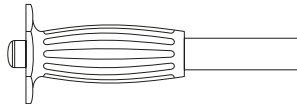
X-ENP-19 L15

Base material thickness $t_{II} \geq 6$ mm

Fastening tool

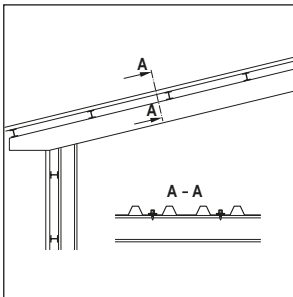
SW/SDK2 setting tool **SDK2**

SW/PDK2 setting tool **PDK2**



Applications

Examples



Roof and wall cladding on single skin buildings

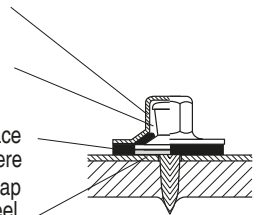
SDK2, stainless steel sealing cap for roof and wall cladding

Stainless steel cap for mildly corrosive environments (C3)

Space under the cap isolated from the atmosphere

Neoprene washer insulates against contact corrosion and seals the space under the cap-off from the atmosphere

Pressure on the washer seals the gap between the sheet and the base steel

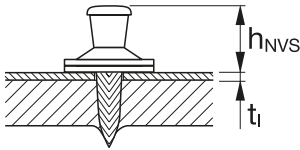


PDK2, plastic sealing cap for wall cladding

Corrosion protection

Fastening quality assurance
Fastening inspection

For detailed information on X-ENP-19 L15 please see the according product pages.

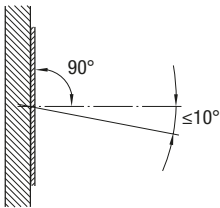
X-ENP-19 L15


Maximum thickness of single layer (type a):
 $t_{i, \max} = 1.5 \text{ mm}$
 Total thickness of end overlap (type c):
 $\Sigma t_{i, \text{tot}} \leq 2.5 \text{ mm}$

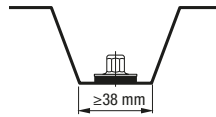
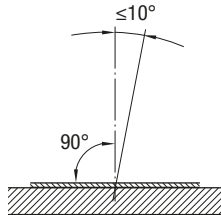
$h_{NVS} = 8.2\text{--}9.8 \text{ mm}$

Note:

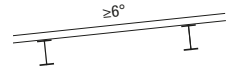
It has to be ensured, that the fastened sheet is properly compressed to the base material and no gap remains at fastening point location.

Installation


Position the DX tool so that nail inclination is limited to max. 10° from perpendicular to surface



Centre fastening in valley.
 38 mm min. valley width



Minimum roof slope 6°

These are abbreviated instructions which may vary by application.

ALWAYS review/follow the instructions accompanying the product.