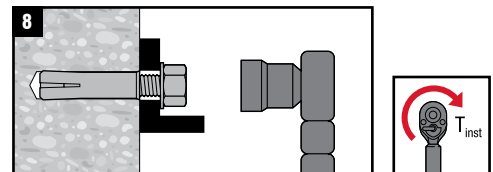
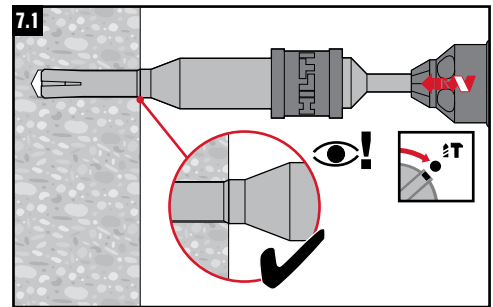
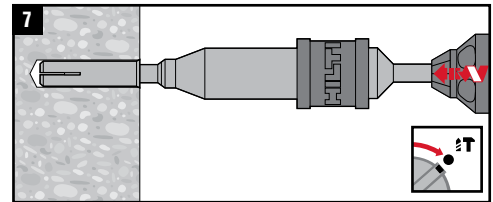
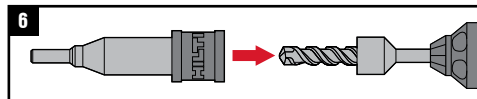
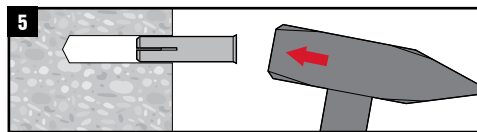

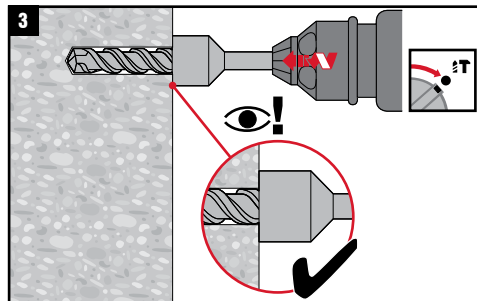
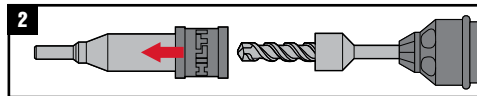


1.2	HDI+	l_s	HDI-TE-CX
	$3/8" \times 1-9/16"$	$5/8"$	$3/8" \times 1-9/16"$

1.3	HDI-TE-CX	4000psi	6000psi
	$3/8" \times 1-9/16"$	✓	✓



8.1	HDI	T_{inst}
	$3/8" \times 1-9/16"$	11 ft-lb/7 Nm